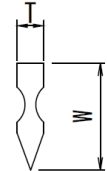
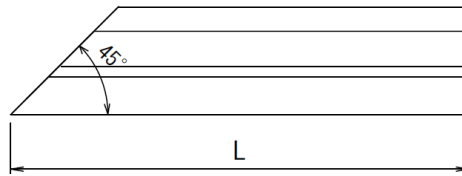



Stock No.552

## Knife type straight edge

- The edges of these straightedges are knife-edged.
- These straightedges can be applied to a workpiece straightly, so the straightness and flatness of the workpiece can be measured correctly.
- By lighting up workpieces, they can be measured more accurately.
- All models are hardened.

■ Dimensional drawing Unit : mm

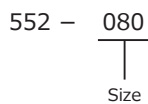


呼び	L	W	T
80	80	23	7
100	100	24	7
125	125	25	7
150	150	25	7
200	200	30	8
250	250	30	8
300	300	32	9
400	400	35	9
500	500	40	10
600	600	40	10

Material : S50C

Package : Wooden box

### Configuration of stock number



Product No	Stock No	Size	Straightness (μ m)	Weight (kg)
46-080	552-080	80	1.3	0.14
46-100	552-100	100	1.4	0.16
46-125	552-125	125	1.5	0.19
46-150	552-150	150	1.6	0.24
46-200	552-200	200	1.8	0.4
46-250	552-250	250	2.0	0.45
46-300	552-300	300	2.2	0.65
46-400	552-400	400	2.6	0.9
46-500	552-500	500	3.0	1.5
46-600	552-600	600	3.4	1.8