


Stock No.556

Standard steel straight edge

- These straightedges can be used for measurements of flatness.
- Two types (Hardened, Without hardening) are available.



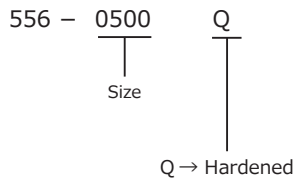
■ Dimensional drawing Unit : mm



Size	L	W	T
500	500	50	10
750	750	50	10
1000	1000	60	12
1500	1500	70	15
2000	2000	90	18
2500	2500	100	18
3000	3000	120	22

Product No	Stock No	Size	Straightness (μm)	Weight (kg)
42-1-0500	556-0500Q	500	7.0	2.0
42-2-0500	556-0500			
42-1-0750	556-0750Q	750	9.5	2.9
42-2-0750	556-0750			
42-1-1000	556-1000Q	1000	12.0	5.7
42-2-1000	556-1000			
42-1-1500	556-1500Q	1500	17.0	12.4
42-2-1500	556-1500			
42-1-2000	556-2000Q	2000	22.0	22.6
42-2-2000	556-2000			
42-1-2500	556-2500Q	2500	27.0	35.3
42-2-2500	556-2500			
42-1-3000	556-3000Q	3000	32.0	62.2
42-2-3000	556-3000			

Configuration of stock number




Material : S50C
 Package : Wooden box
 Accessories: Certificate of inspection, and Instruction manual


Stock No.578

Triangle straight edge for inspection

- Each edge has high straightness.
- The grips of these straight edges are made of nonconductive material to prevent any effect from body heat.
- All models are hardened.



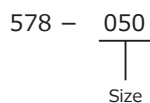
■ Dimensional drawing Unit : mm



Size	L	L1	W	W1
50	50	20	10	2.5
75	75	25	13	3.5
100	100	25	15	4
150	150	30	18	4
200	200	30	20	5
300	300	35	25	6

Material : S50C
 Package : Wooden box

Configuration of stock number



Product No	Stock No	Size	Straightness (μm)	Weight (kg)
45-050	578-050	50	1.2	0.03
45-075	578-075	75	1.3	0.06
45-100	578-100	100	1.4	0.09
45-150	578-150	150	1.6	0.19
45-200	578-200	200	1.8	0.29
45-300	578-300	300	2.2	0.56