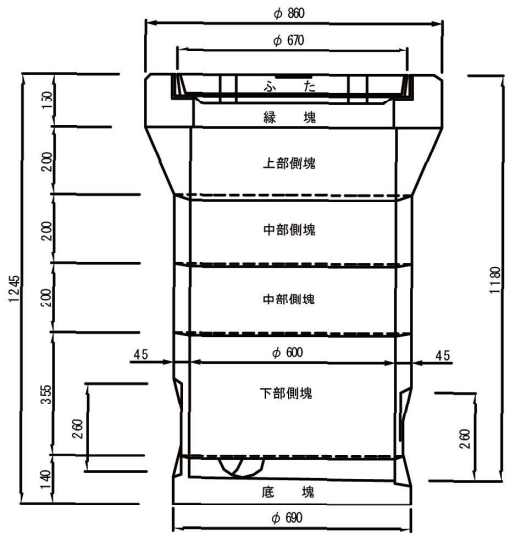


横浜市型接続汚水柵タイプ2

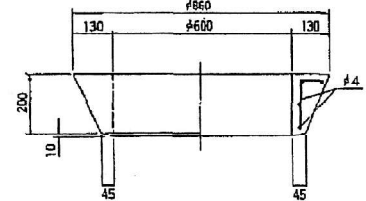
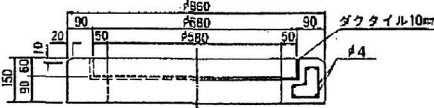
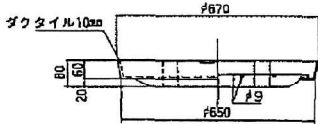
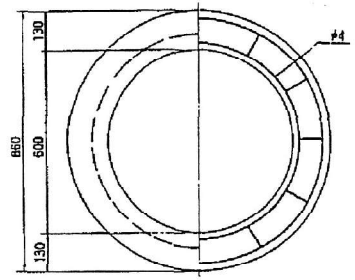
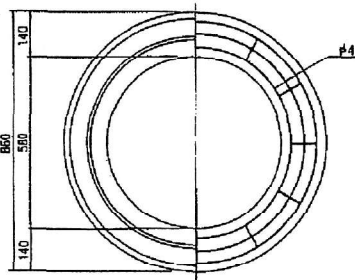
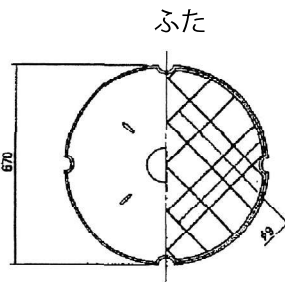


呼び名	参考重量(kg)
ふた	73
縁塊	110
上部側塊	97
中部側塊(2ヶ)	43
下部側塊	74
底塊	89

合流式	分流式	設置場所
		宅地内
		宅地外

縁塊

上部側塊



中部側塊

下部側塊

底塊

